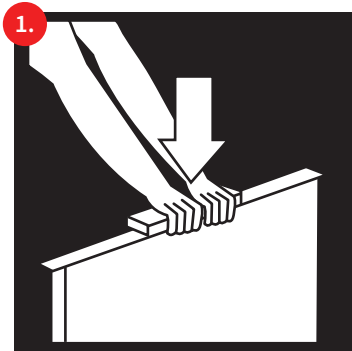


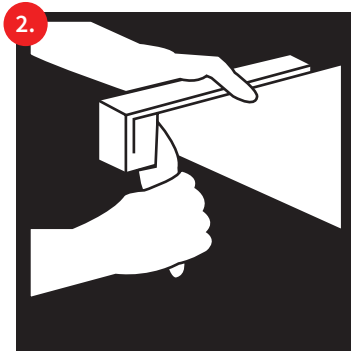
ABS Edging

Installation Instructions

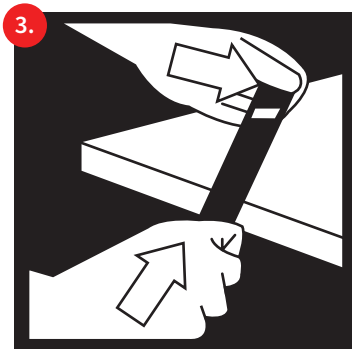
Please follow the simple steps below.
The edging strip can be applied using a **solvent free** impact adhesive.



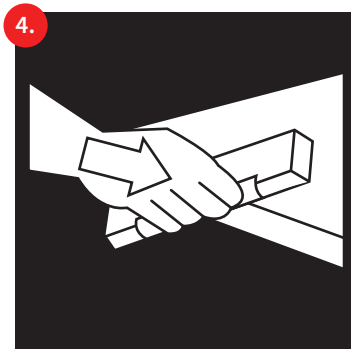
1. Press down firmly using wooden block



2. Carefully pare off overhang



3. Gently file excess width



4. Smooth edge with sandpaper

Important: Care must be taken when fitting edging tape due to possible sharp edges.

Wilsonart Limited, Lambton Street Industrial Estate, County Durham, DL4 1PX

T: 01388 774661 F: 01388 774861

www.wilsonart.co.uk